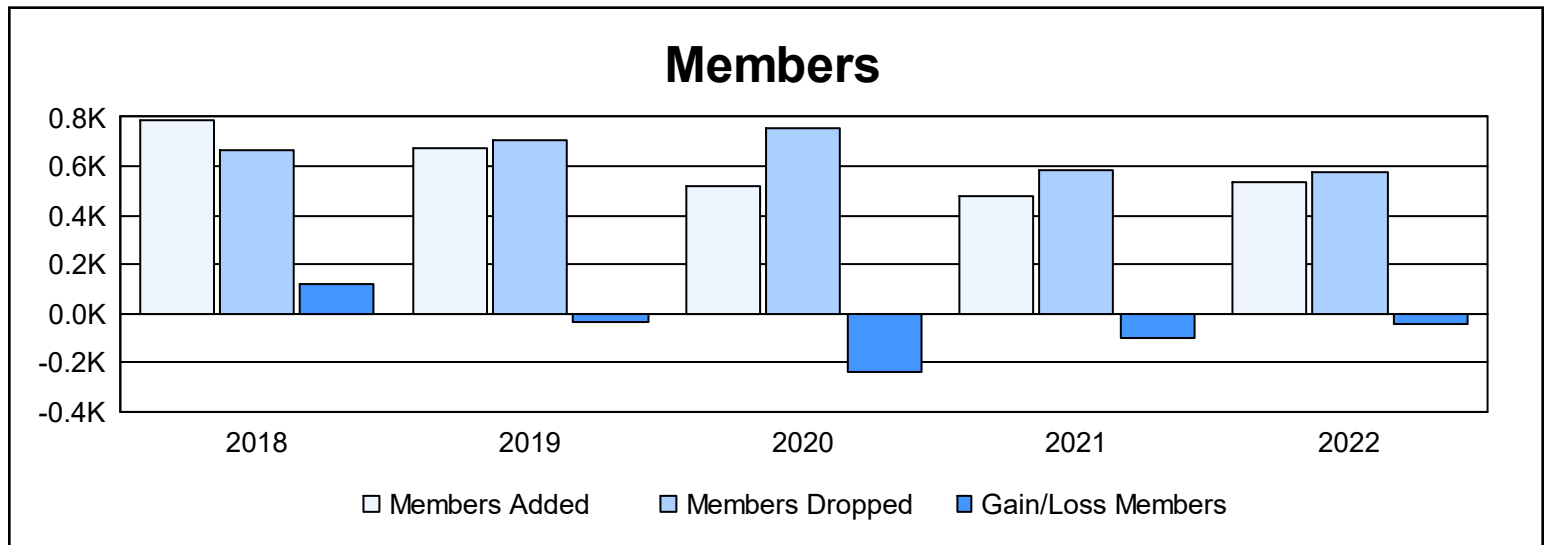
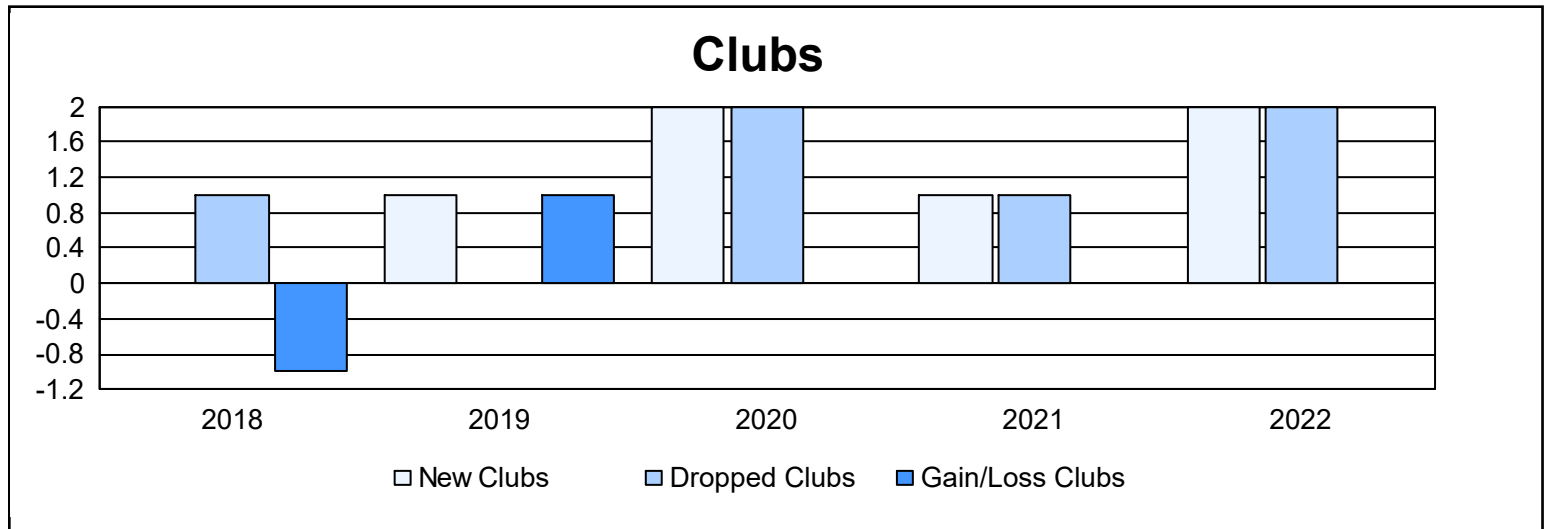
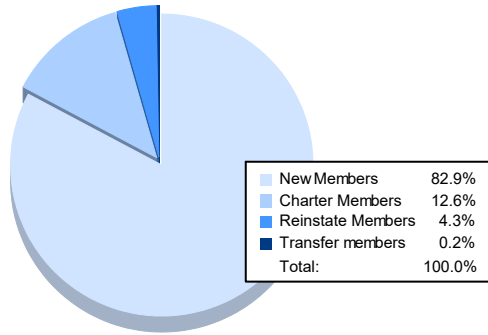


Year	New Clubs	Dropped Clubs	Gain/ Loss Clubs	New Members	Charter Members	Reinstate Members	Transfer Members	Total Member Added	Total Members Dropped	Gain/ Loss Members
2017-2018	0	1	-1	765	1	17	5	788	667	121
2018-2019	1	0	1	624	36	15	1	676	708	-32
2019-2020	2	2	0	440	59	18	0	517	752	-235
2020-2021	1	1	0	445	26	11	0	482	583	-101
2021-2022	2	2	0	441	67	23	1	532	576	-44
<b>Average</b>	<b>1</b>	<b>1</b>	<b>0</b>	<b>543</b>	<b>38</b>	<b>17</b>	<b>1</b>	<b>599</b>	<b>657</b>	<b>-58</b>



### Membership Composition June 2022 Cumulative



### Gender Composition June 2022 Cumulative

